



Annual Report

2015-2016

A message from our CEO and Chair

We begin by acknowledging the traditional custodians of the land on which we work, and we pay our respects to Elders past and present.

Welcome to our new look Annual Report, which has been streamlined this year to give you a snapshot overview of EACH's work in our communities.

One of the key achievements of the past year has been the development of our next Strategic Plan – EACH 2020: A National Strategy 2016 – 2020. This plan provides EACH with our roadmap for the next four years which affirms that underpinning everything we do is our vision for 'A healthy and inclusive community'.

You can find out more about the work of EACH, our governance, and the integrated range of health, disability, counselling and community mental health services we provide across Australia at our website www.each.com.au or our 2016 Quality Account - 'Health, Hope and Opportunity'.

As always it has been a privilege to work with EACH's committed Board, management, staff and volunteers over the last year and we look forward to embracing the coming year with energy and commitment to deliver on the outcomes outlined in our new Strategic Plan.

Les Smart
Board Chair

Peter Ruzyla
CEO

Acknowledgement

We acknowledge Aboriginal and Torres Strait Islander People as the custodians and traditional owners of the land and water across all the areas EACH is located.

Respect and dignity are the rights of all people. We acknowledge with deep sorrow the dispossession, injustices and failure to respect and value the cultural beliefs of Aboriginal and Torres Strait Islander People, both in the past and continuing today. We seek the assistance of Aboriginal Elders and Community members in strengthening our understanding of their culture, needs and aspirations so that we may work together to create a healthy and inclusive community for all.




Our Staff

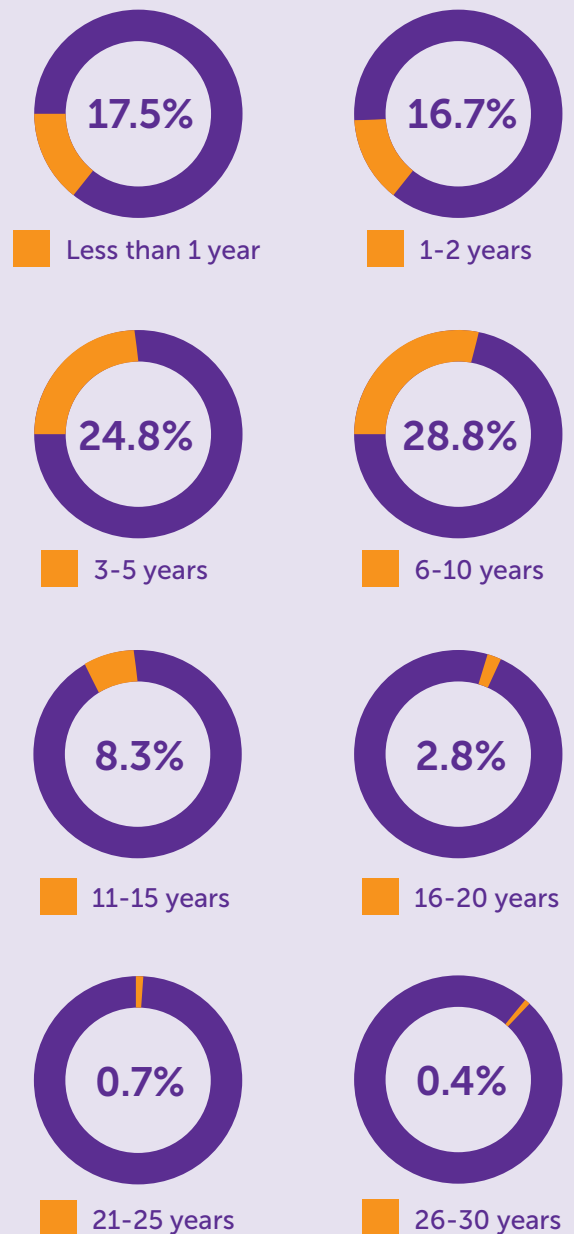
Our staff numbers continue to grow, increasing again from last year.



Age of Staff



Length of Service




Our Volunteers

The EACH Volunteer Program is proud of the more than 200 people supporting programs across Australia each week.



Our Clients

Total number of new clients between July 2015 and June 2016: 20,808



Top 5 countries of birth, other than Australia



Top 5 languages spoken, other than English



Our Financial Summary

Summary Income Statement

	2014/15 (\$)	2015/16 (\$)
Revenue from operations	71,996,210	73,644,018
Non-operating income	686,183	799,873
Capital grants	46,157	2,583,712
Total revenue	72,728,550	77,027,603
Total expenses	69,977,413	74,200,826
Surplus	2,751,137	2,826,777
Other comprehensive income (Gain on revaluation of properties and fair value measurements)	724,616	5,165,058
Total Comprehensive Income for the year	\$3,475,753	\$7,991,835

Assets (extract of balance sheet (as at 30 June 2016))

Cash & liquid investments	23,313,425	24,646,454
Property, plant & equipment	22,176,904	29,581,950
Other assets	1,716,544	1,719,073
Total assets	\$47,206,873	\$55,947,477

Liabilities

Trade & other payables	13,426,559	14,072,703
Provisions	10,305,882	10,408,507
Total liabilities	\$23,732,441	\$24,481,210

Net assets

Net assets	\$23,474,432	\$31,466,267
-------------------	---------------------	---------------------

Major capital expenditure

Property purchase	\$574,933	Property works	\$3,447,650
Software systems	\$225,437	IT & office equipment	\$936,561
Motor vehicles	\$1,386,686		